



### District Report Card: 2017


<b>State:</b> Uttarakhand	<b>District:</b> Garhwal
<b>Class:</b> 8	<b>Subject:</b> Language
<b>Schools:</b> 51	<b>Students:</b> 889


### Participation/Coverage


#### Students

<div>GENDER</div> <div></div>	Boys		Girls	
	Number	%	Number	%
	437	49.16	452	50.84

<div>AREA</div> <div></div>	Rural		Urban	
	Number	%	Number	%
	820	92.24	69	7.76

<div>CATEGORY</div> <div></div>	SC		ST		OBC		GEN	
	Number	%	Number	%	Number	%	Number	%
	252	28.35	1	0.11	47	5.29	589	66.25

<div>CWSN</div> <div></div>	LD	VI	HI	S&LD	ID	Oth
	2	0	1	1	2	1

<div>Management</div> <div></div>	Government		Government-aided	
	Number	%	Number	%
	673	75.70	216	24.30

### Average Performance of Students in Language (%)

Overall	Gender		Area		Management		Social Group			
	Male	Female	Rural	Urban	Govt.	Aided	SC	ST	OBC	GEN
66.99	66.16	67.79	66.08	77.78	66.93	67.16	61.27	73.33	67.23	69.41

## Performance on Learning Outcomes (LOs)

Learning Outcomes	Description	Average Performance(%)
L813	Read textual/non-textual materials with comprehension and identifies the details, characters, main idea and sequence of ideas and events while reading	66.99

Range of Performance of Students who Answered Correctly							
Below 30%		30% - 50%		50% - 75%		Above 75%	
Number	%	Number	%	Number	%	Number	%
64	7.20	125	14.06	358	40.27	342	38.47

## Lowest Performing Learning Outcomes (LOs)

1 - Read textual/non-textual materials with comprehension and identifies the details, characters, main idea and sequence of ideas and events while reading (66.99)